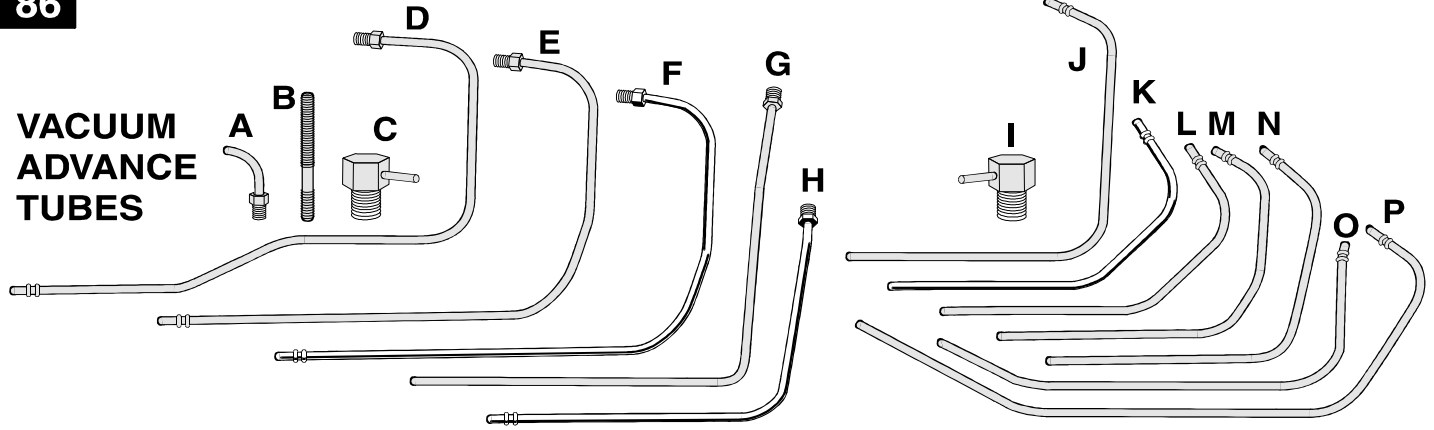


VACUUM ADVANCE TUBES



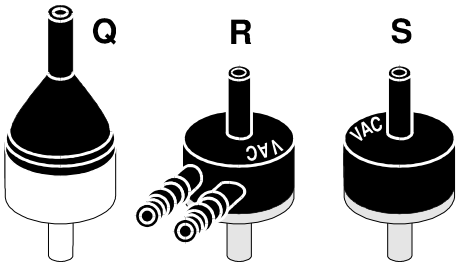
Vacuum Advance Tubes

These tubes connect distributor vacuum unit to the carb or F.I. They are preformed and include all the fittings necessary for authentic installation as factory

53-54 Steel Line	3750302	43.50
55 V8 Steel Line & Fitting	3750300	24.00
A 56-57 2x4 Rear Carb Curved Fitting	3750303	11.00
58 1x4 Steel Line & Elbow	3750301	24.00
B 59-62 230, 250, 300 HP 1x4 Carb Line Rear Hollow Mounting Stud & Nut	3750305	12.00
C 58-61 2x4 Rear Carb Elbow Fitting	3750304	11.00
D 63-65 250 HP Steel Line & Fitting	3750306	14.95
E 63-65 300 HP Steel Line & Fitting	3750307	14.95
F 63 340 HP Chrome Line & Fitting	3750308	18.00
G 63 360 HP Steel Line & Fitting	3750309	16.00
H 64-65 350, 365 HP Chrome Line & Fitting	3750310	18.00
I 64-65 375 HP F.I. Plenum Fitting	3750304	11.00
J 65 346/425 HP Steel Line	3750311	14.95
K 66 300, 350 HP Chrome Line	3750312	18.00
L 67 300, 350 HP Steel Line	3750313	15.00
M 66-67 390, 425 HP Steel Line	3750314	15.00
N 67 400, 435 HP Steel Line	3750315	18.00
O 68-69 400, 435 HP Steel Line	3750316	14.95
P 68-69 300, 350, 390 HP Steel	3750317	14.00
70 390 HP Dual Steel Lines Pair	3750322	35.00
71 330, 365, 425 HP Steel Line	3750320	22.00

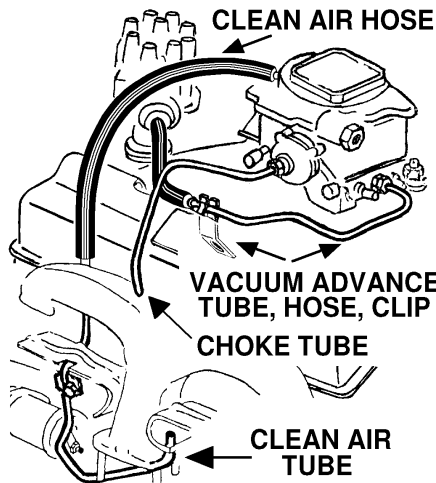
Spark Delay Check Valve

These valves control the direction of vacuum advance in the Emission Hose Kits ? shown on the next page. They should be replaced with the hoses. Some models use 2.



Q 75-80 Black & White 2 Port Spark Delay Valve <i>Caution:</i> the Black end must face the carb vacuum source and the white end faces the EFE TVS switch. <i>Do not reverse.</i>	3750500	5.95
R 79 L-48 Black & Green 4 Port Spark Delay Valve <i>Caution:</i> the White end faces the distributor, the Black end faces the carb vacuum source & the 2 large ports connect to the Spark TVS switch. <i>Do not reverse.</i>	3750502	7.15
S 80 Black & Green 2 Port Spark Delay Valve <i>Caution:</i> the green end faces the distributor and the Black end faces the carb air cleaner sensor. <i>Do not reverse.</i>	3750504	9.80

Carb Tubes and Hoses



These kits include authentic vacuum hoses with Raised Ribs plus the Y-pipe or T-pipe plastic connectors. Please do not confuse these with those replacement washer hoses. **WW** = windshield washer **AT** = auto trans

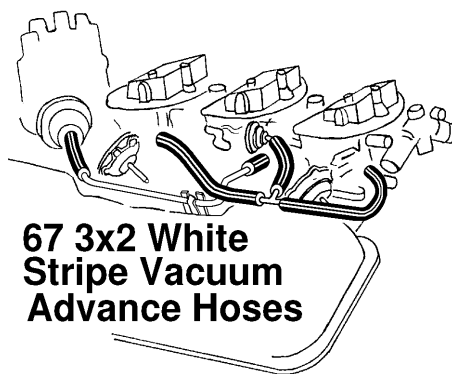
Ribbed Vacuum Hose

55-62 e xce pt AT or WW 1 hose	3750330	2.50
58-62 with AT or WW 3 hoses + Y-pipe	3750331	3.75
58-62 with AT & WW 5 hoses + 2Y-pipe	3750332	4.50

White Stripe Advance Hoses

Narrow White Stripe & 3 Raised Ribs

63-37 e xce pt 3x2 1 White stripe hose	3750334	3.00
67 3x2 5 White stripe hoses + T-pipe	3750336	9.00



67 3x2 White Stripe Vacuum Advance Hoses



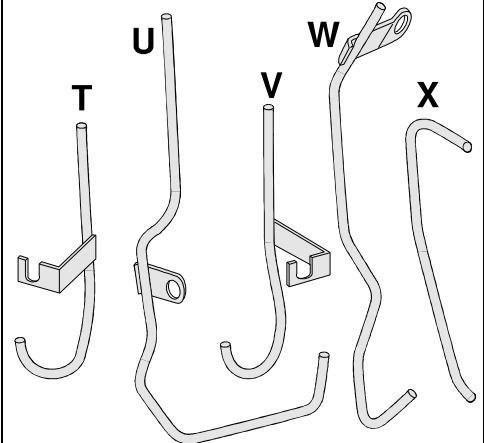
Ribbed High Temperature 62-65 Clean Air Hose



Our hose is a **High Temperature Hose** with a Thick Wall and **3 Raised Ribs**. *Beware* of Ordinary Windshield Washer hose Replacements that will Melt from the Heat! 3750211 4.00

Clean Air Tubes

These preformed **Steel Lines** connect the carb or air cleaner to the bottom of the exhaust manifold.



? = stainless steel

T 62-63 250, 300, 340 HP Tube ?	3750205	27.50
U 64-65 250, 300, 350, 365 HP Tube ?	3750206	27.50
V 63-65 F.I. Steel Tube	3750205	27.50
W 65 396 Steel Tube	3750217	36.25
62-65 Clean Air Tube Mounting Kit with stud, nut & star washer.	3750210	9.75
X 75-80 Clean Air Tube	3750214	16.25

63-74 Vacuum Advance Clip

Authentic 3 Fingered Style with **Oiled Black Plating** finish. Mounts under the Right side intake manifold mounting bolt to retain the steel chrome vacuum advance line. All models use 1 clip, e xce pt 71-74 454's which use 2 clips. 3750420 5.00

